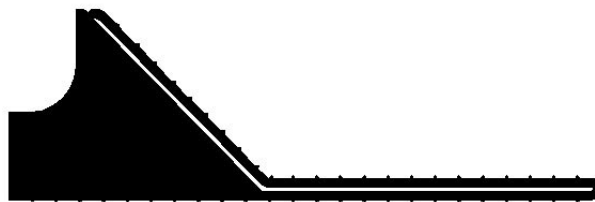


# Forsheda 118

Pre-lubricated sliding seal for manholes



## General Application

Forsheda 118 is a sliding seal designed for use in concrete manholes. In special cases it may also be used for concrete pipes.

## Seal Design and Function

The seal is designed as a sliding seal with a pre-lubricated closed sliding mantle. The sliding mantle is closed to ensure the lubricant stays in place.

During installation, the thin sliding mantle slides over the body of the seal. This design permits installation with very low force, as there is no friction between rubber and concrete.

The special design of the joint and seal make the system easy to centre during jointing.

## Seal Performance

The Forsheda 118 seal meets all relevant current European standards. Joint performance is dependent on dimensional accuracy and surface finish of socket and spigot.

Test reports are available from Trelleborg Forsheda Pipe Seals on request.

## Material

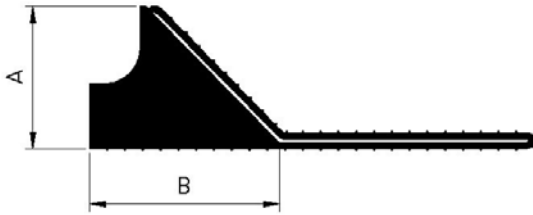
- Synthetic SBR rubber
- Hardness 40±5 IRHD
- Approved in accordance with EN 681-1
- Protected against ozone
- Oil resistant grades are available on request

## Quality Assurance

- SS-EN ISO 9001:2000
- British Standard "Kitemark"
- CE-marking

## Seal Marking and Box Labels

Each seal is marked with seal dimension and the date of manufacture. The box is labelled with the corresponding data.



## Example of sizes

Profile, mm	A, mm	B, mm
20,0	20,0	26,5
21,5	21,5	28,8
22,0	22,0	30,0

Please contact Trelleborg Forsheda Pipe Seals for technical advice and joint design recommendations to meet your performance requirements.

Manholes and pipes with Forsheda 118 shall always be laid in accordance with applicable standards and regulations.

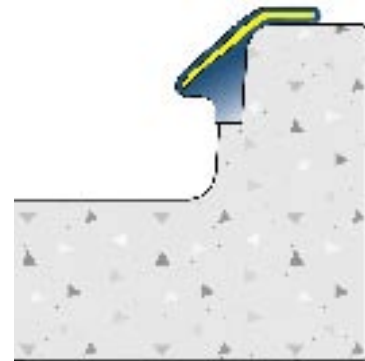
## Assembly

a.) Stretch the seal onto the spigot and position against the shoulder, picture 1.

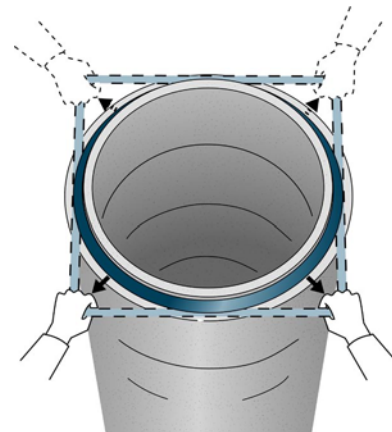
Equalize the stress in the seal by lifting it at a few points, picture 2. It is vital that the seal seats against the shoulder around the whole circumference of the manhole.

b.) Centre the manhole sections and complete the joint. Depending on the joint design it may be possible to joint one side of the manhole, followed by the other.

d.) If re-joining is required ensure the sliding skin is drawn back to position as shown in picture 1.



Picture 1



Picture 2

Forsheda 2008/04. We reserve the right to make changes without prior notification.

Example of authorities Trelleborg Forsheda Pipe Seals cooperates with:

