



Everything Energy

World-Kinect.com



Kjøpssignal

- Q4-2023
- YR-2024

7. august 2023

Q4 - 2023



Kilde: Refinitiv Datastream

EPAD's NORWAY Q4-2023

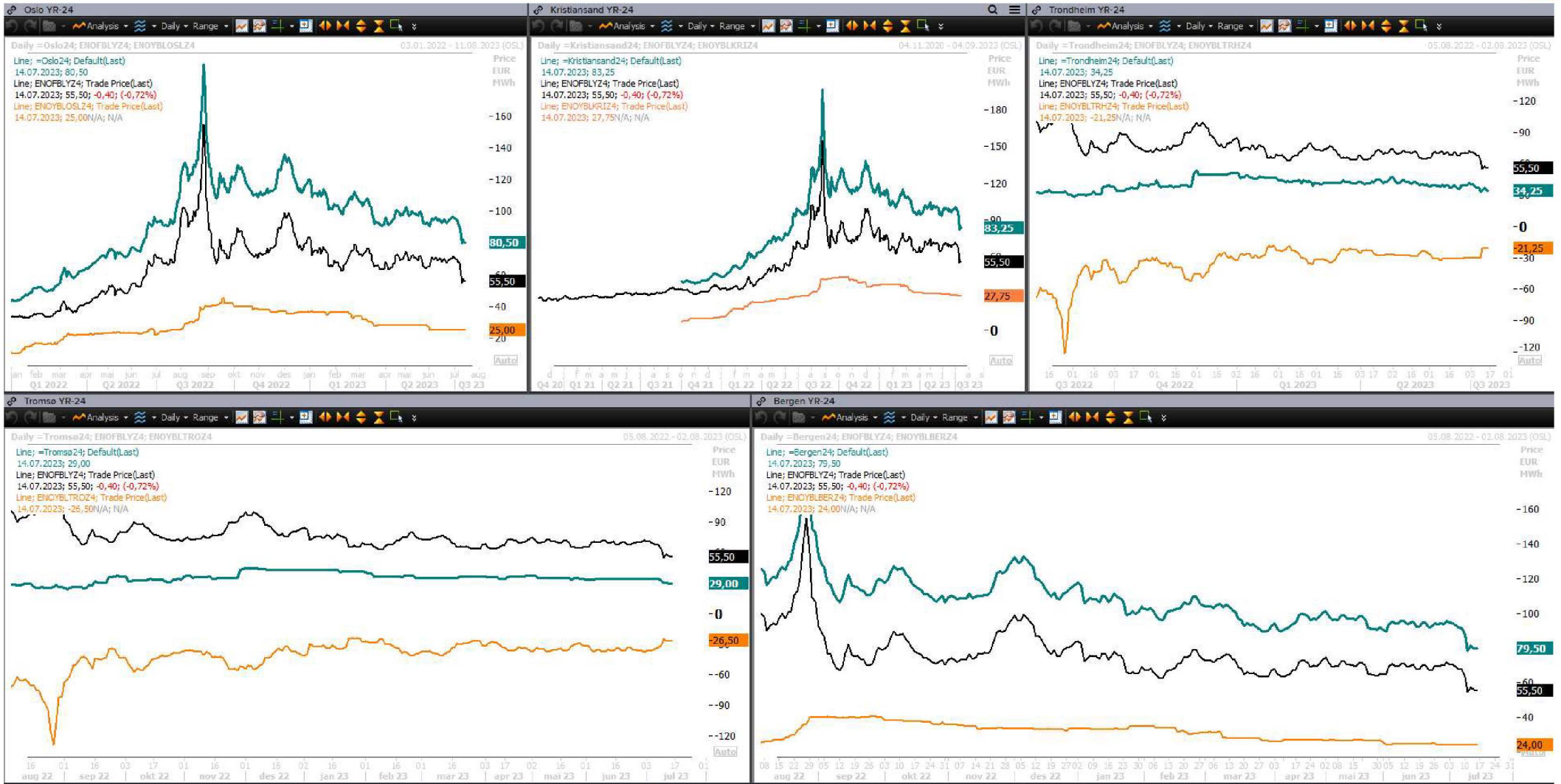


YR-2024



Kilde: Refinitiv Datastream

EPAD's NORWAY YR-2024

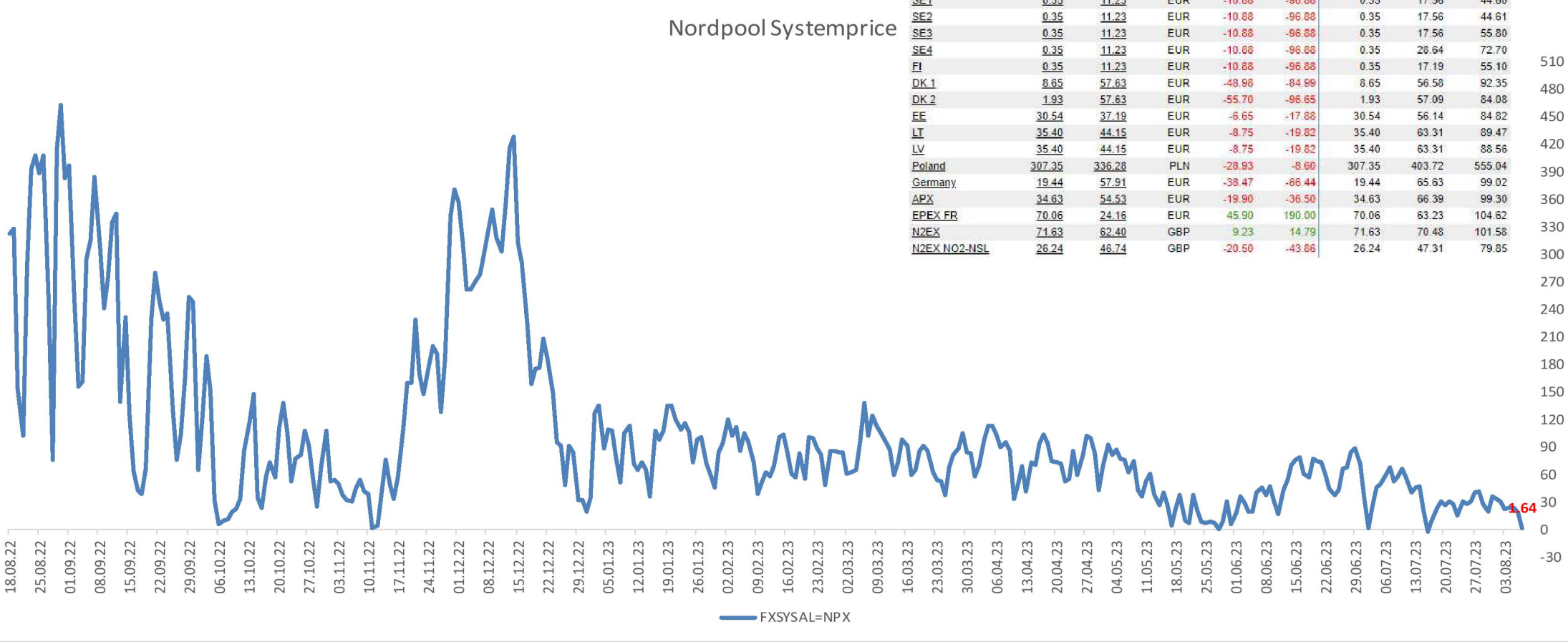


System Price

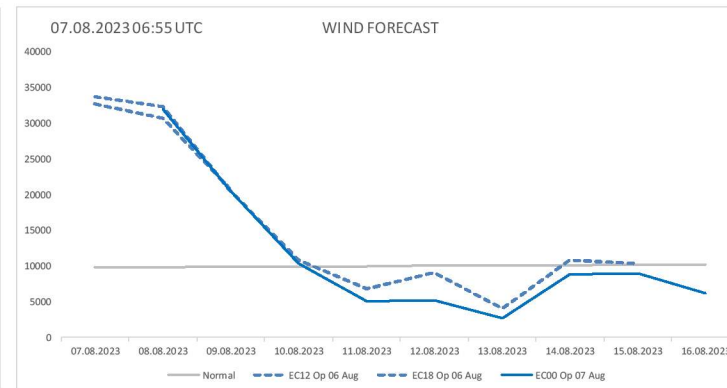
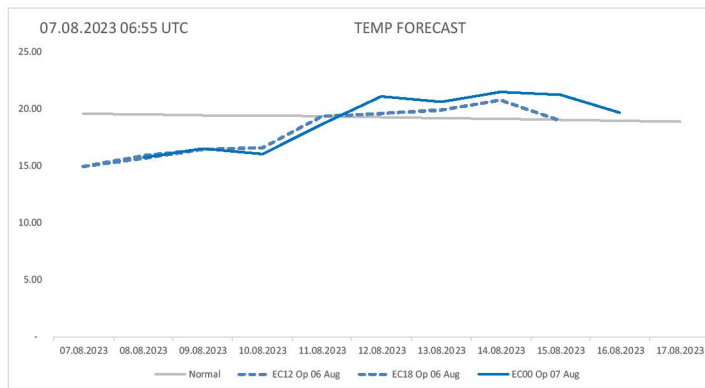
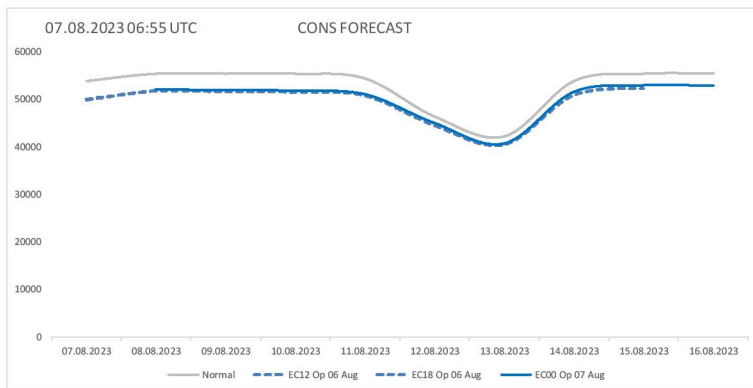
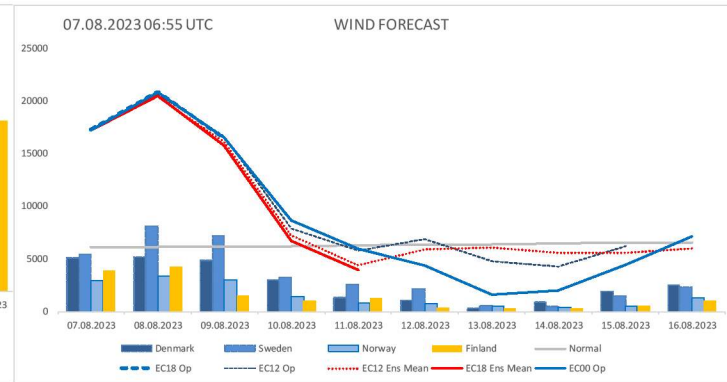
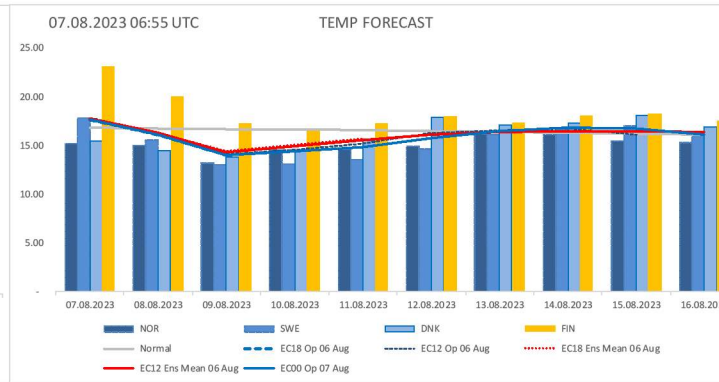
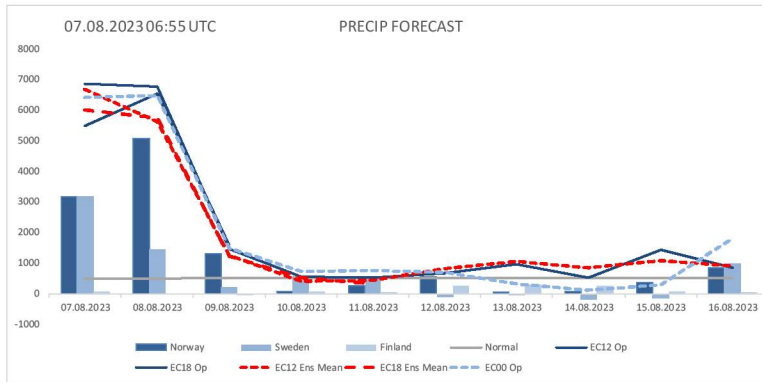


Nordpool Systemprice

	07 Aug	06 Aug	Curr	Chg	%	Average current		
						Week	Month	Year
Nord Pool	1.64	17.92		-16.28	-90.85	1.64	21.90	63.87
Oslo(NO1)	7.12	17.35	EUR	-10.23	-58.96	7.12	21.00	80.83
Kristiansand(NO2)	17.30	52.36	EUR	-35.06	-66.96	17.30	50.92	88.74
Trondheim(NO3)	1.30	12.89	EUR	-11.59	-89.91	1.30	18.04	41.97
Tromsø(NO4)	1.30	12.89	EUR	-11.59	-89.91	1.30	14.90	29.23
Bergen(NO5)	7.29	17.35	EUR	-10.06	-57.98	7.29	21.03	81.02
SE1	0.35	11.23	EUR	-10.88	-96.88	0.35	17.56	44.60
SE2	0.35	11.23	EUR	-10.88	-96.88	0.35	17.56	44.61
SE3	0.35	11.23	EUR	-10.88	-96.88	0.35	17.56	55.80
SE4	0.35	11.23	EUR	-10.88	-96.88	0.35	28.64	72.70
FI	0.35	11.23	EUR	-10.88	-96.88	0.35	17.19	55.10
DK1	8.65	57.63	EUR	-48.98	-84.99	8.65	56.58	92.35
DK 2	1.93	57.63	EUR	-55.70	-96.65	1.93	57.09	84.08
EE	30.54	37.19	EUR	-6.65	-17.88	30.54	56.14	84.82
LT	35.40	44.15	EUR	-8.75	-19.82	35.40	63.31	89.47
LV	35.40	44.15	EUR	-8.75	-19.82	35.40	63.31	88.56
Poland	307.35	336.28	PLN	-28.93	-8.60	307.35	403.72	555.04
Germany	19.44	57.91	EUR	-38.47	-66.44	19.44	65.63	99.02
APX	34.63	54.53	EUR	-19.90	-36.50	34.63	66.39	99.30
EPEX FR	70.06	24.16	EUR	45.90	190.00	70.06	63.23	104.62
N2EX	71.63	62.40	GBP	9.23	14.79	71.63	70.48	101.58
N2EX NO2-NSL	26.24	46.74	GBP	-20.50	-43.86	26.24	47.31	79.85



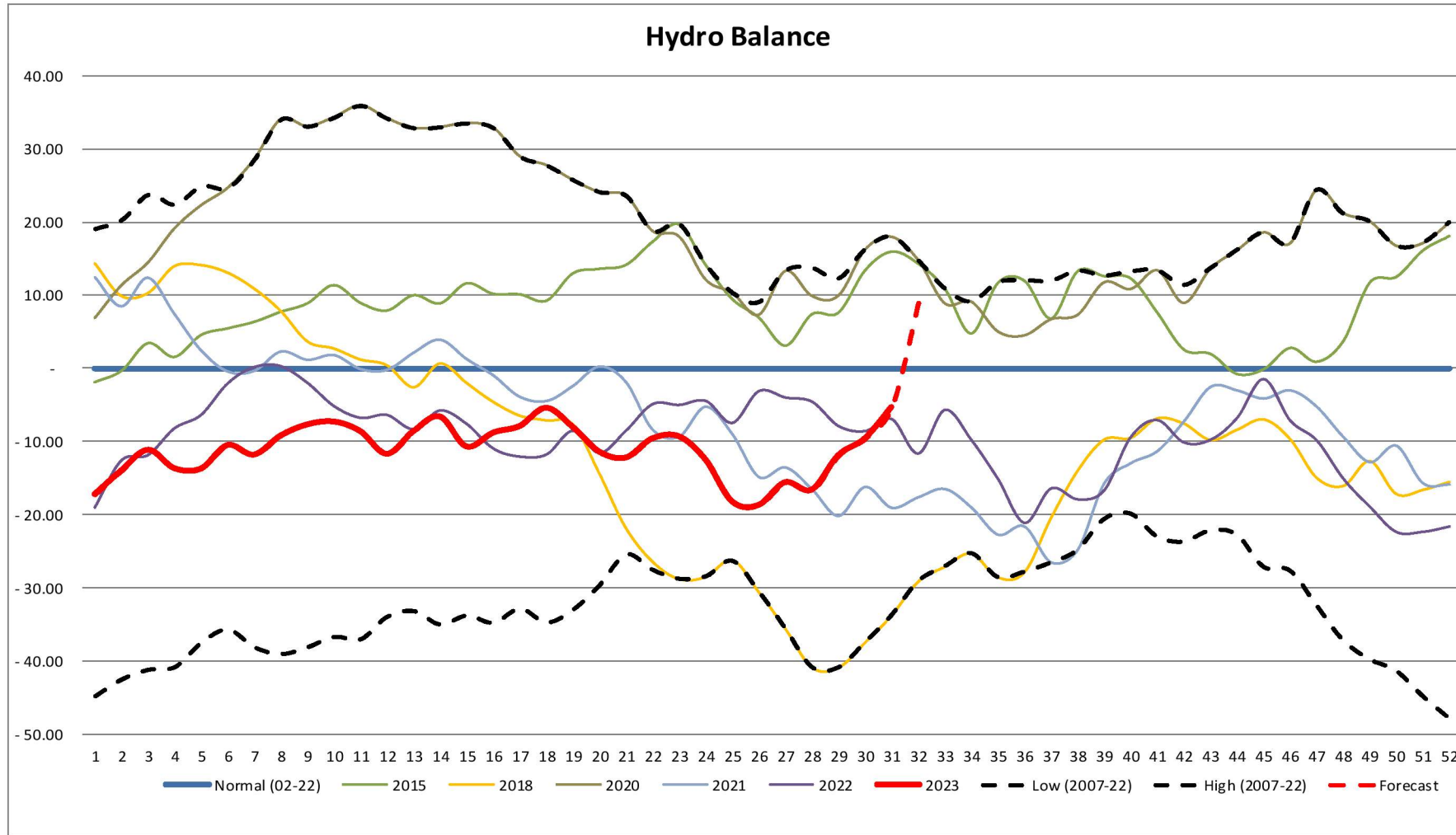
Forecast 10 days



Hydro Balance

Hydro balance today:
Prognoses 10 days:

-5.3 TWh
9



	Week 32
2022	-11.6
2021	-17.7
2020	14.8
2019	-8.1
2018	-29.1
2017	-2.1

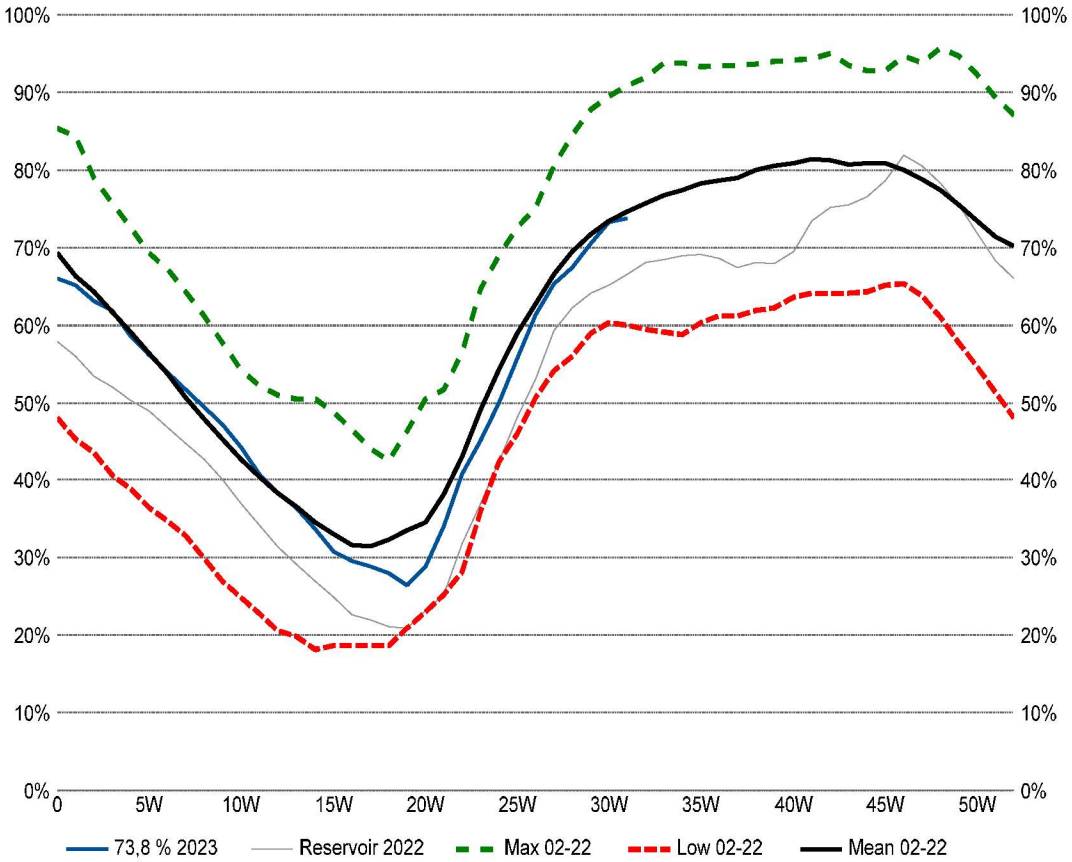


Water reservoir

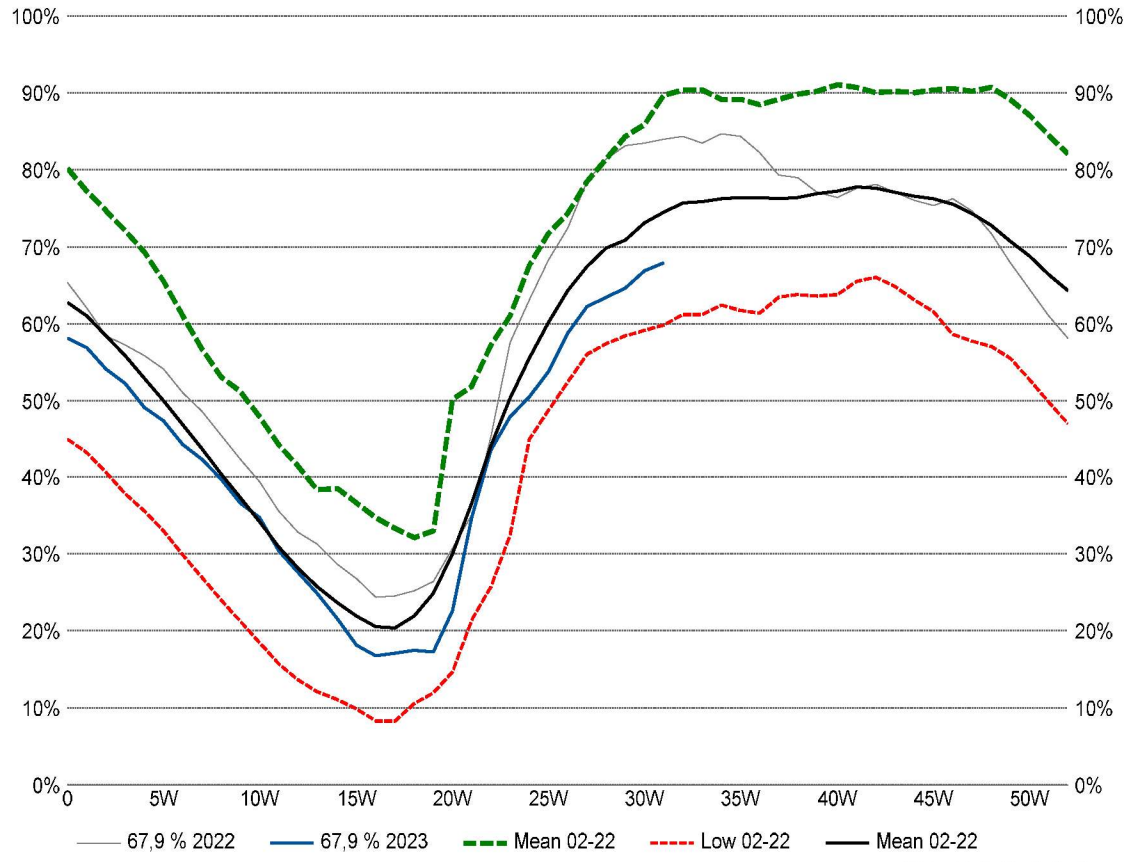
	Prosent			Prosentteiningar			
	Veke 30 2023	Veke 29 2023	Veke 30 2022	Median veke 30	Endring frå sist veke	Differanse frå same veke i 2022	Differanse frå median
Noreg	73,8	73,2	66,5	74,2	0,6	7,3	-0,4
Aust-Noreg, NO1	91,2	86,7	67,4	83,3	4,5	23,8	7,9
Sørvest-Noreg, NO2	73,5	73,7	49,3	73,1	-0,1	24,2	0,4
Midt-Noreg, NO3	70,9	70,8	88,5	80,9	0,1	-17,6	-10,0
Nord-Noreg, NO4	67,0	67,0	85,2	74,2	-0,1	-19,2	-7,2
Vest-Noreg, NO5	77,4	75,9	66,3	71,6	1,5	11,1	5,8
Sverige	67,9	66,8	84,0	75,0	1,1	-16,1	-7,1

Norway

Sweden



Kilde: Refinitiv Datastream



Kilde: Refinitiv Datastream

Disclaimer



This report has been prepared by Kinect Energy Markets AS - a company in the Kinect Energy Group and registered in Norway with company number 995 489 678 (the Register of Business Enterprises).

The analysis is a general recommendation and does not offer individually tailored investment advice of any kind. The report is based on information obtained from sources that Kinect Energy Markets AS believes to be reliable, but Kinect Energy Markets AS makes no guarantee as to its accuracy or completeness.

Any opinions expressed herein reflect Kinect Energy Markets AS' judgment at the time the report was prepared, and it should not be interpreted as an offer to buy or sell any security or other financial instrument or to participate in any investment strategy. No liability is accepted for any direct or indirect loss or expense arising from the use of this report.

This report has been written by Pål Johannessen, Senior Portfolio Manager, Kinect Energy Markets AS, except where noted. He has a Business of Honour degree from University of Stirling, Scotland.



Everything Energy

Thank You

World-Kinect.com

