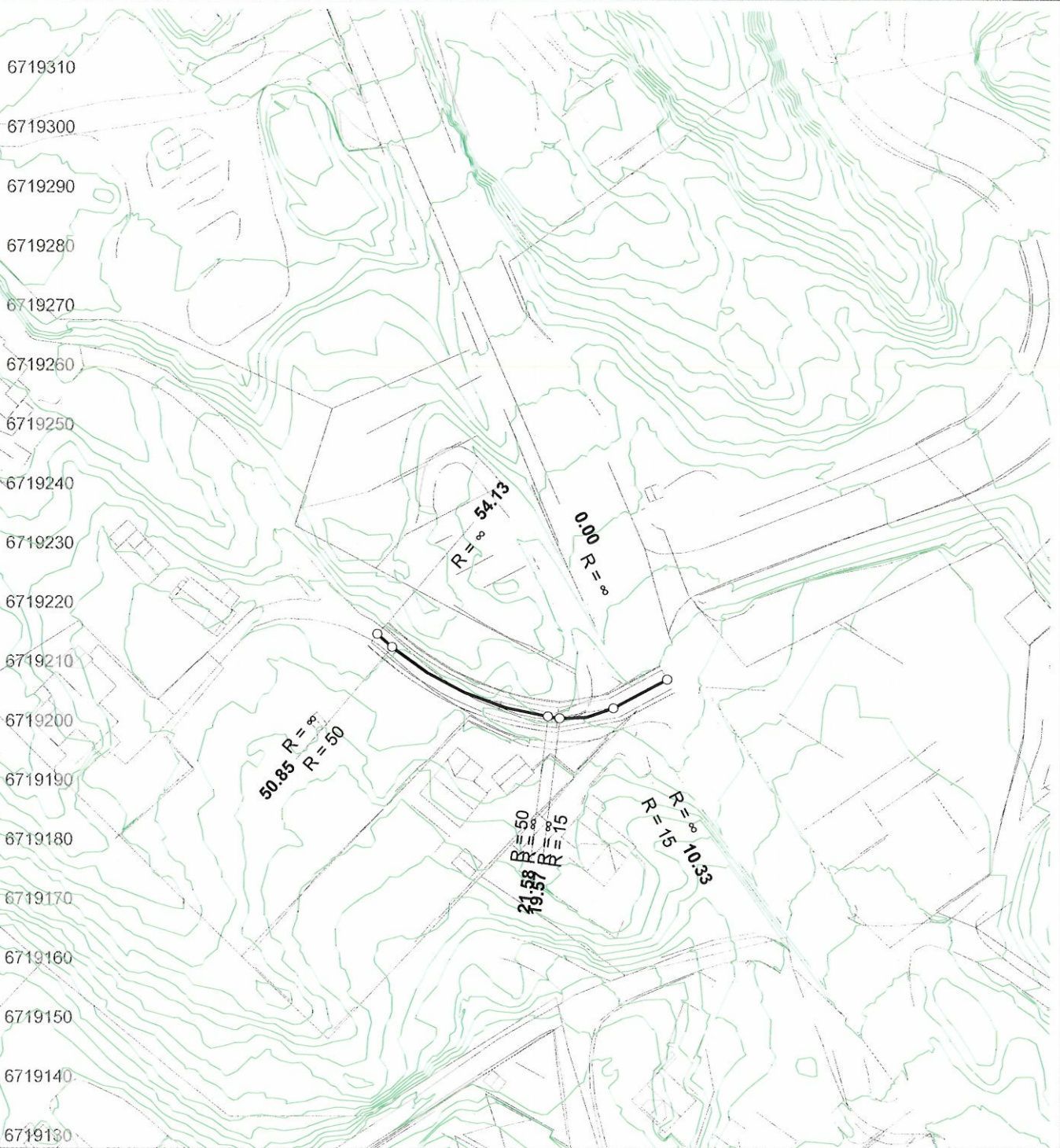


6719310  
 6719300  
 6719290  
 6719280  
 6719270  
 6719260  
 6719250  
 6719240  
 6719230  
 6719220  
 6719210  
 6719200  
 6719190  
 6719180  
 6719170  
 6719160  
 6719150  
 6719140  
 6719130

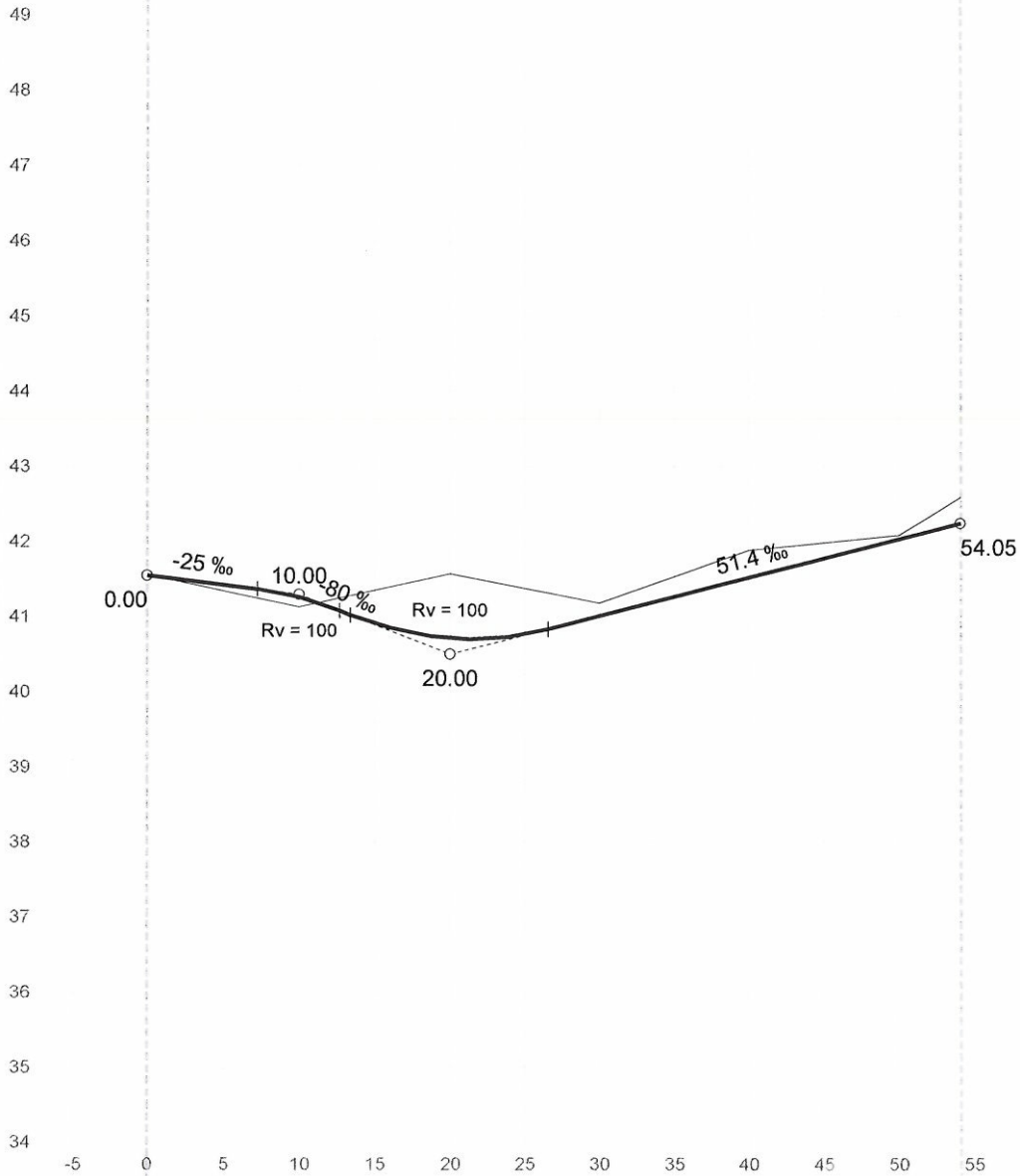
6719120  
 6719110  
 6719100

295090295100295110295120295130295140295150295160295170295180295190295200295210295220295230



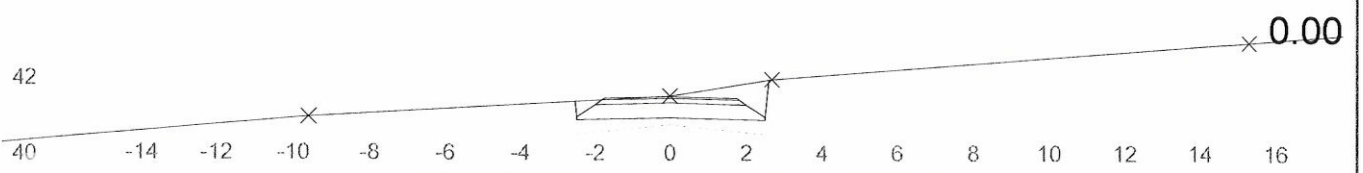
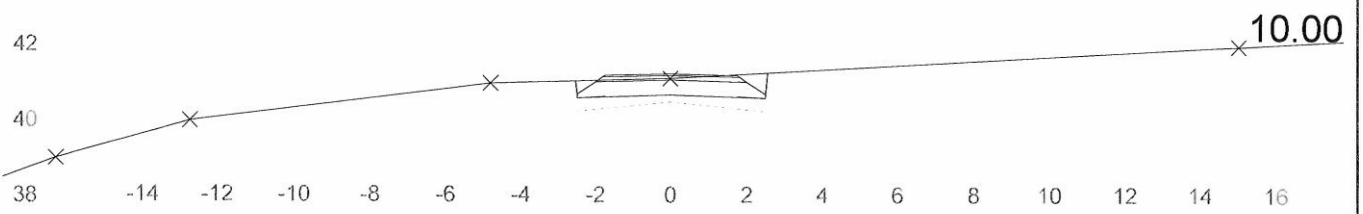
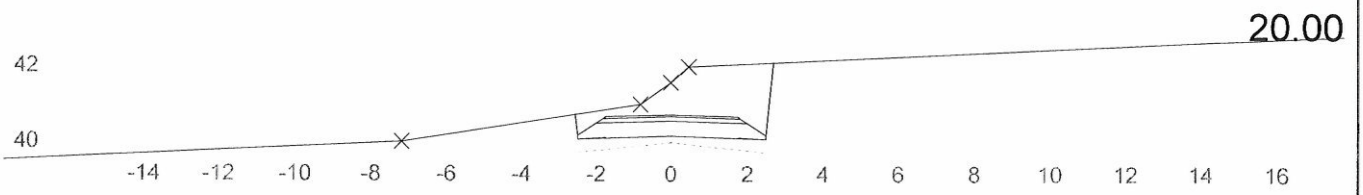
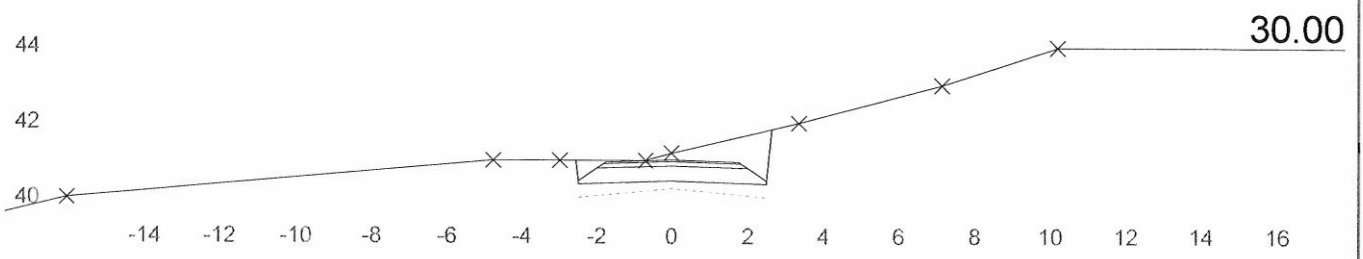
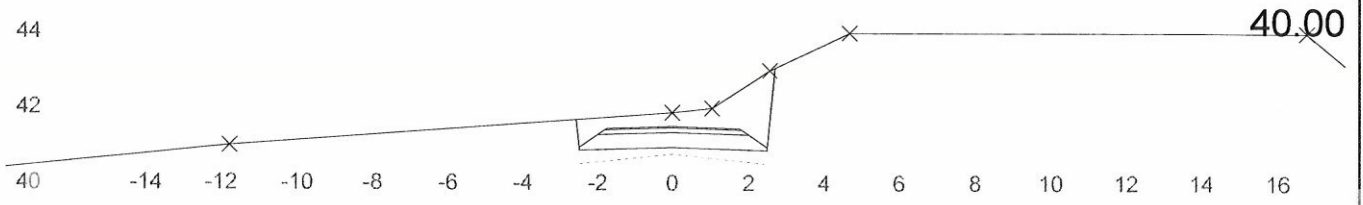
Horisontalplan

Tegnet av	Saksbehandler
Sidemannskontr.	Prosjektansvarlig
Dato	Målestokk
Prosj.nr.	1: 1000
Tegn.nr.	1: 1000
1	Rev.



<b>Vert.kurv.</b>	-25‰ Rv = 100 80‰ Rv = 100 51.4‰						
<b>Hor.kurv.</b>	R = 15			R = 50			
<b>Breddeutv.</b>							
<b>Tverrfall (1% = 1mm)</b>							
V.kj.b.k	3%						
H.kj.b.k	3%						
<b>Profil h.</b>	41.55	41.26	40.72	41.01	41.53	42.04	42.25
<b>Terreng h.</b>	41.57	41.13	41.57	41.19	41.89	42.09	42.61
<b>Overbyggn.</b>	56 cm						

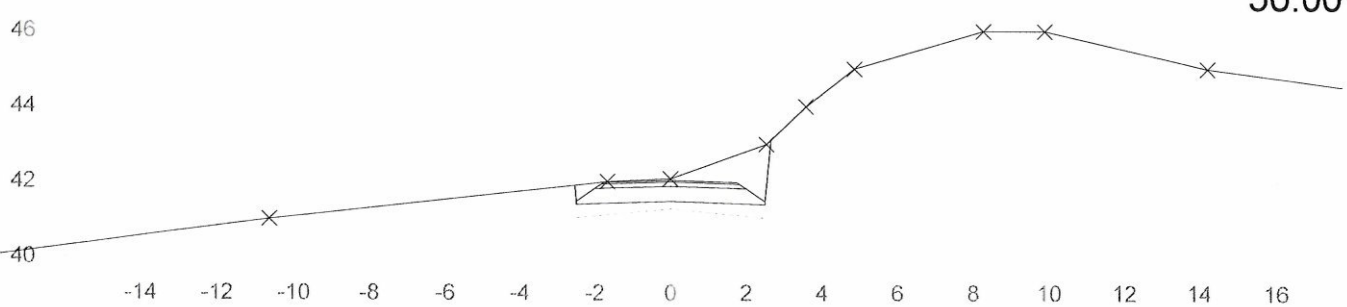
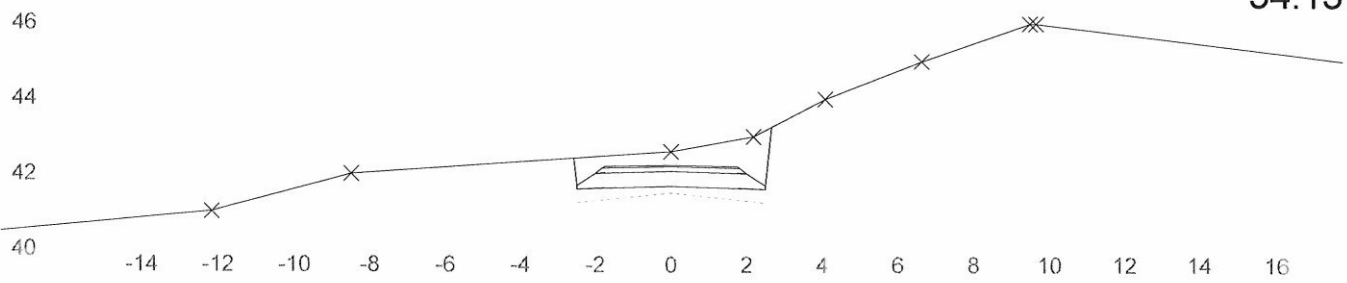
<b>Lengdeprofil</b>	Tegnet av	Saksbehandler
	Sidemannskont.	Prosjektansvarlig
	Dato	Målestokk
	Prosj.nr.	1: 500 1: 100
	Tegn.nr.	1
	Rev.	



<b>Tverrprofil</b>	Tegnet av	Saksbehandler
	Sidemannskontr.	Prosjektansvarlig
	Dato	Målestokk
	Proj.nr.	1: 200
	Tegn.nr.	1: 200
	1	Rev.

54.13

50.00



<b>Tverrprofil</b>	Tegnet av	Saksbehandler
	Sidemannskontr.	Prosjektansvarlig
	Dato	Målestokk
	Prosj.nr.	1: 200
	Tegn.nr.	1: 200
	2	Rev.