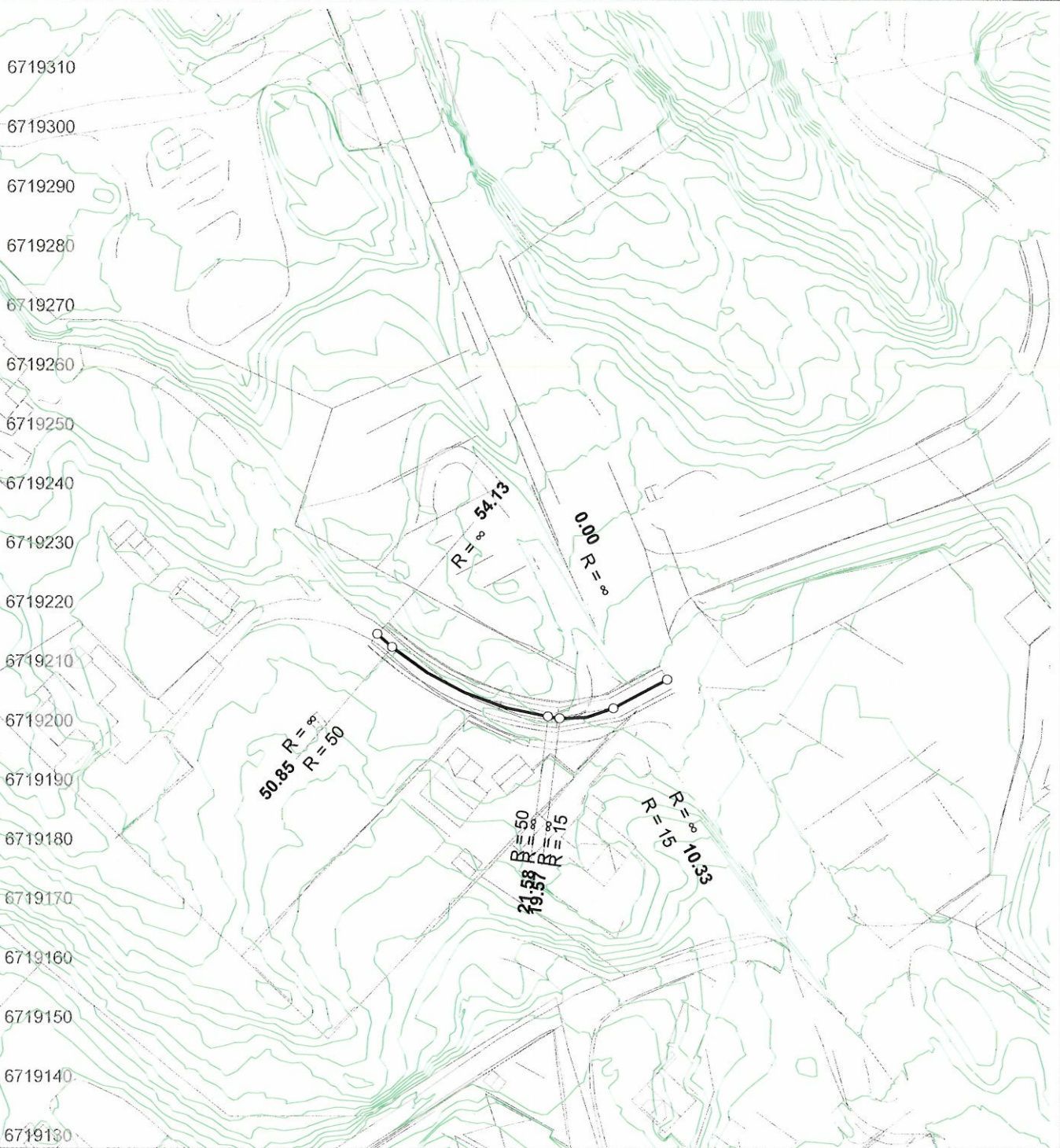


6719310
 6719300
 6719290
 6719280
 6719270
 6719260
 6719250
 6719240
 6719230
 6719220
 6719210
 6719200
 6719190
 6719180
 6719170
 6719160
 6719150
 6719140
 6719130

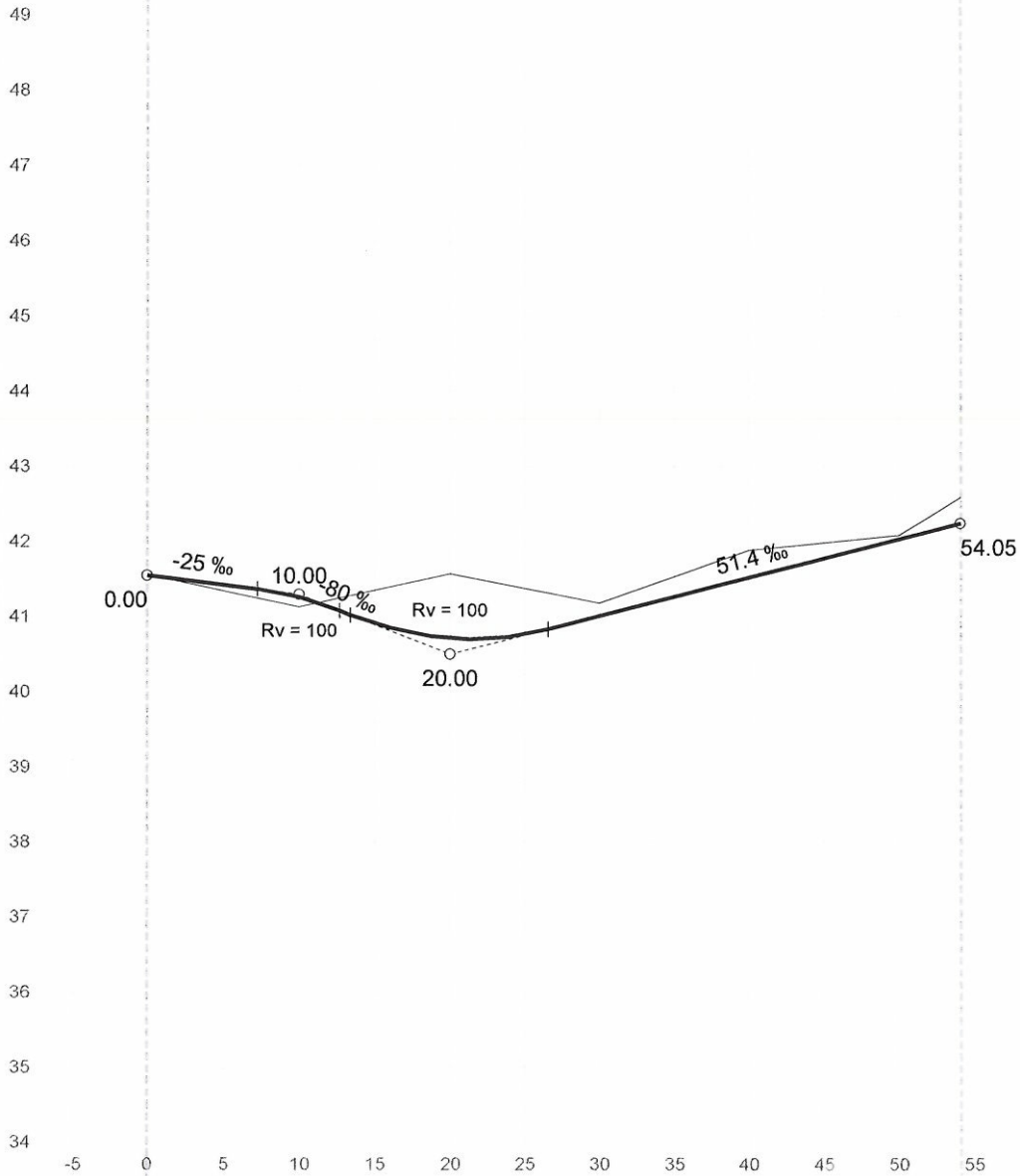
6719120
 6719110
 6719100

295090295100295110295120295130295140295150295160295170295180295190295200295210295220295230



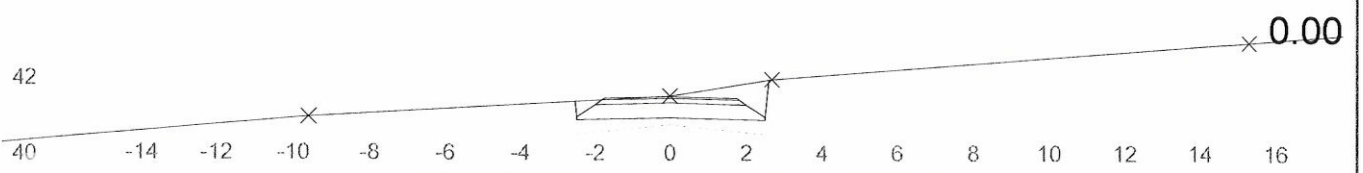
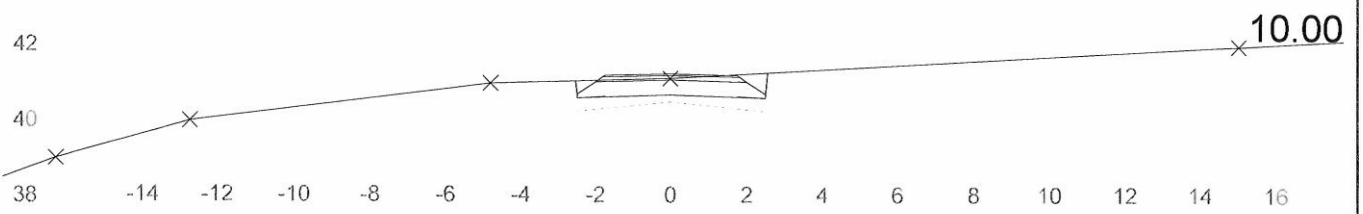
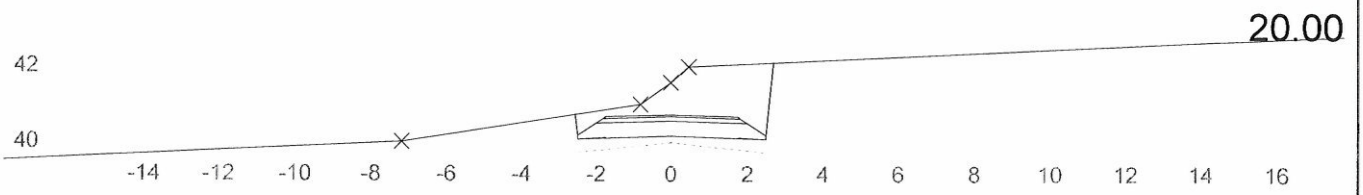
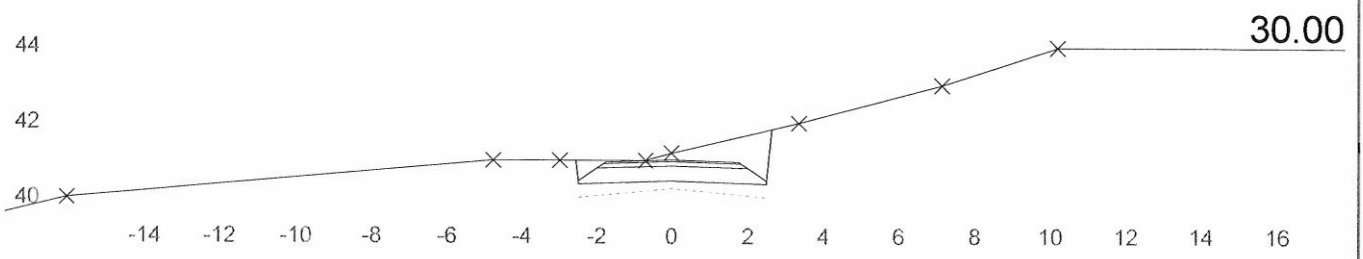
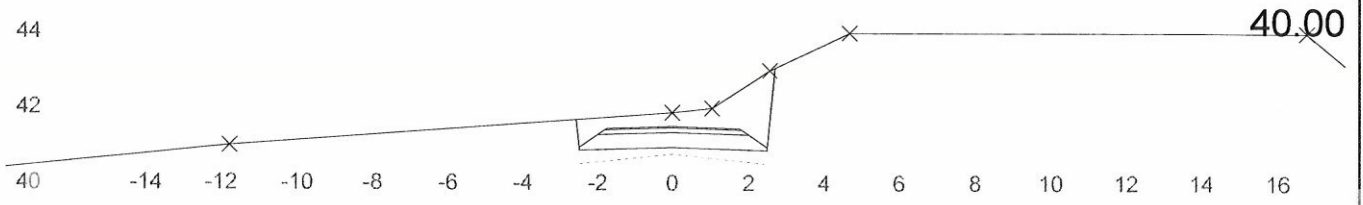
Horisontalplan

Tegnet av	Saksbehandler
Sidemannskontr.	Prosjektansvarlig
Dato	Målestokk
Prosj.nr.	1: 1000
Tegn.nr.	1: 1000
1	Rev.



Vert.kurv.	-25‰ Rv = 100 80‰ Rv = 100 51.4‰						
Hor.kurv.	R = 15			R = 50			
Breddeutv.							
Tverrfall (1% = 1mm)							
V.kj.b.k	3%						
H.kj.b.k	3%						
Profil h.	41.55	41.26	40.72	41.01	41.53	42.04	42.25
Terreng h.	41.57	41.13	41.57	41.19	41.89	42.09	42.61
Overbyggn.	56 cm						

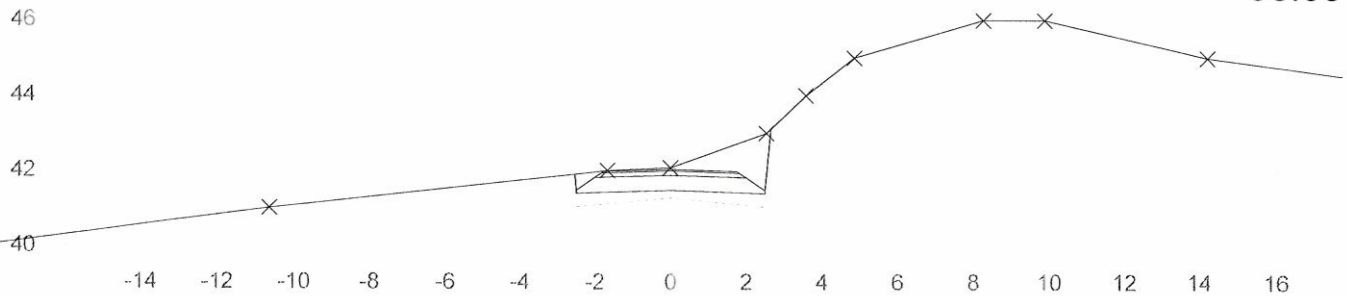
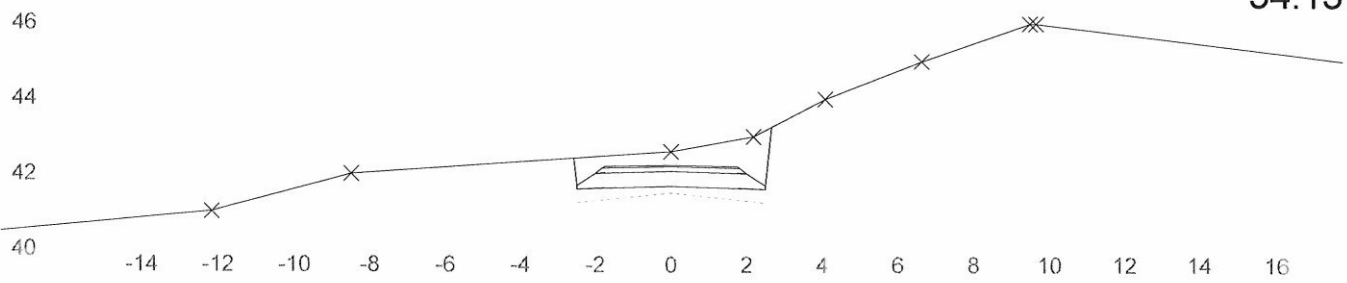
Lengdeprofil	Tegnet av	Saksbehandler
	Sidemannskont.	Prosjektansvarlig
	Dato	Målestokk
	Prosj.nr.	1: 500 1: 100
	Tegn.nr.	1
	Rev.	



Tverrprofil	Tegnet av	Saksbehandler
	Sidemannskontr.	Prosjektansvarlig
	Dato	Målestokk
	Prosj.nr.	1: 200
	Tegn.nr.	1: 200
	1	Rev.

54.13

50.00



Tverrprofil	Tegnet av	Saksbehandler
	Sidemannskontr.	Prosjektansvarlig
	Dato	Målestokk
	Proj.nr.	1: 200
	Tegn.nr.	1: 200
	2	Rev.