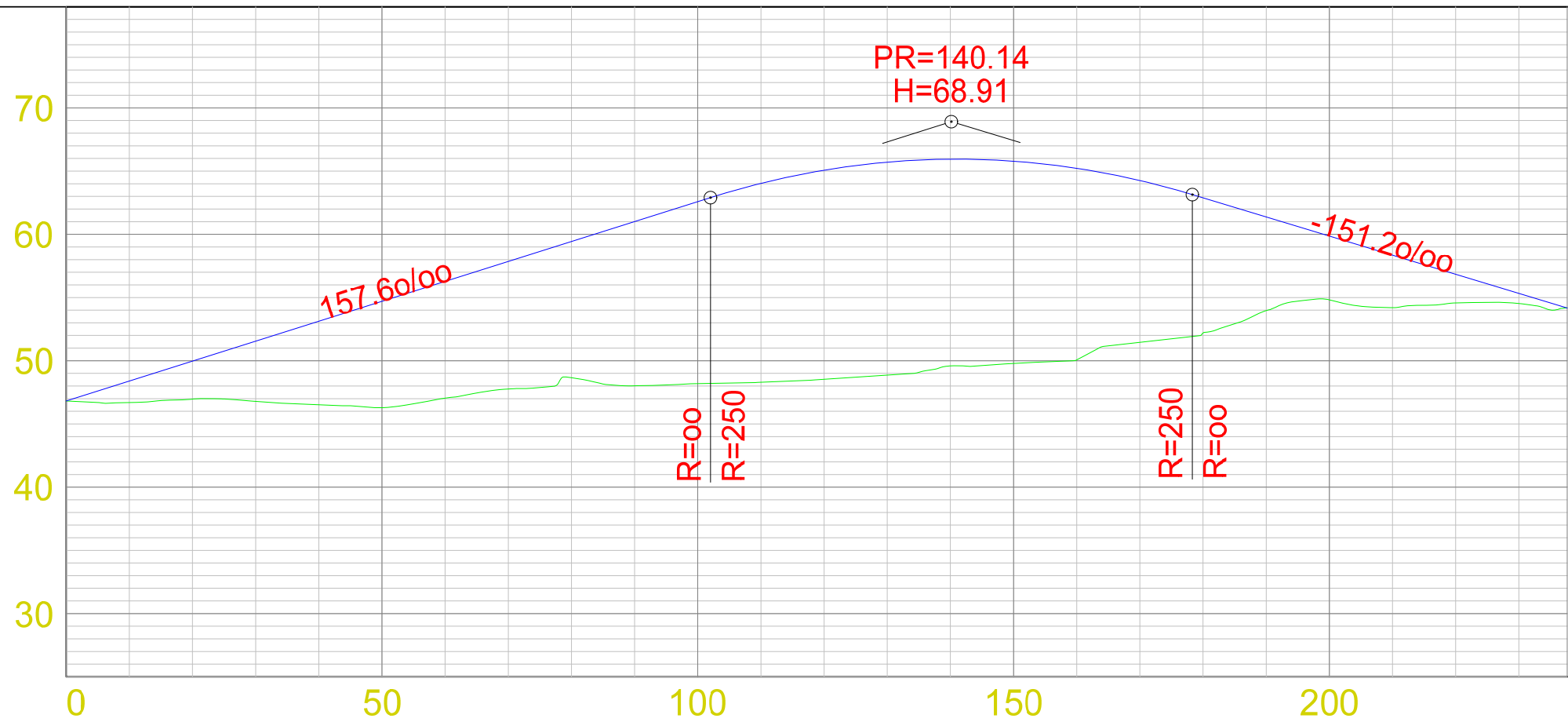
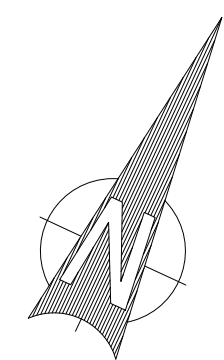



HOH.



HOR. KURV.	R=150.00																																																	
BREDDEUTV.																																																		
VEIBANE H.	0.00	46.82	1.70	48.40	3.01	49.97	4.77	51.55	6.61	53.13	8.42	54.70	9.24	56.28	10.09	57.85	10.77	59.43	12.99	61.01	14.39	62.58	15.72	64.03	16.54	65.07	16.85	65.71	16.35	65.95	16.00	65.79	15.15	65.22	12.80	64.25	10.69	62.89	7.39	61.37	5.04	59.86	4.15	58.35	2.26	56.84	0.80	55.33	-0.02	54.17
SKJ./FYLL.	0.00		1.70		3.01		4.77		6.61		8.42		9.24		10.09		10.77		12.99		14.39		15.72		16.54		16.85		16.35		16.00		15.15		12.80		10.69		7.39		5.04		4.15		2.26		0.80		-0.02	



Dato	08.12.2013	Konstr./tegnet	Godkjent	Målestokk	1:1000, 1:500
Lengdeprofil felt1					Erstattet av:
					201
Henvisning:			Beregning:		

